

20 March, 2011

Fukushima Dai-ichi  
Monitoring points

- ① Fukushima Dai-ichi(1F) north side of main building (approximately 0.5km from Unit 2 in northwest direction)
- ③ West Gate (near MP-5) (at approximately 1.1km from Unit 2 in west direction)

W: West E: East S: South N: North

Monitoring points	①																						
monitoring car	7:20	7:30	7:40	7:50	8:00	8:10	8:20	8:30	8:40	8:50	9:00	9:10	9:20	9:30	9:40	9:50	10:00	10:10	10:20	10:30	10:40	10:50	11:00
Reading(μSv/h)	2659.0	2652.0	2653.0	2637.0	2630.0	2629.0	2627.0	2625.0	2619.0	2617.0	2614.0	2614.0	2608.0	2623.0	2661.0	2742.0	2726.0	2608.0	2605.0	2596.0	2589.0	2583.0	2579.0
neutron	N.D	N.D	N.D	N.D	N.D	N.D	N.D	N.D	N.D	N.D	N.D	N.D	N.D	N.D	N.D	N.D	N.D	N.D	N.D	N.D	N.D	N.D	N.D
wind direction	SSE	NE	NE	N	NE	NE	NE	E	NNE	ENE	E	ENE	SE	ESE	SSE	NE	SSE	E	E	NE	E	NE	ENE
wind speedm/s	0.6	0.6	0.8	0.9	1.3	1.3	1.5	1.3	1.5	1.4	1.2	1.2	1.0	1.0	1.5	1.2	1.2	1.1	1.2	1.3	0.7	1.3	1.4

19 March, 2011

Fukushima Dai-ichi  
Monitoring points

- ① Fukushima Dai-ichi(1F) north side of main building (approximately 0.5km from Unit 2 in northwest direction)
- ③ West Gate (near MP-5) (at approximately 1.1km from Unit 2 in west direction)

Monitoring points	①																						
monitoring car	18:50	19:00	19:10	19:20	19:30	19:40	19:50	20:00	20:10	20:20	20:30	20:40	20:50	21:00	21:10	21:20	21:30	21:40	21:50	22:00	22:10	22:20	22:30
Reading(μSv/h)	2978.0	2972.0	2965.0	2961.0	2957.0	2946.0	2941.0	2937.0	2931.0	2924.0	2917.0	2912.0	2909.0	2906.0	2906.0	2895.0	2891.0	2883.0	2880.0	2880.0	2876.0	2855.0	2854.0
neutron	N.D	N.D	N.D	N.D	N.D	N.D	N.D	N.D	N.D	N.D	N.D	N.D	N.D	N.D	N.D	N.D	N.D	N.D	N.D	N.D	N.D	N.D	N.D
wind direction	W	WSW	WSW	WSW	W	W	W	W	W	W	W	W	W	W	W	W	W	W	W	WNW	ENE	WSW	W
wind speedm/s	4.4	4.1	3.2	2.7	2.8	2.7	2.2	2.6	3.1	2.6	2.5	2.6	3.1	3.4	3.4	2.3	1.8	2.0	2.2	1.2	0.8	1.0	2.0

Monitoring points	①							
monitoring car	22:40	22:50	23:00	23:10	23:20	23:30	23:40	23:50
Reading(μSv/h)	2847.0	2844.0	2841.0	2836.0	2828.0	2828.0	2826.0	2823.0
neutron	N.D	N.D	N.D	N.D	N.D	N.D	N.D	N.D
wind direction	WNW	W	W	WNW	W	WNW	WNW	W
wind speedm/s	1.4	1.8	2.5	2.4	2.4	2.9	2.5	2.8

20 March, 2011

Fukushima Dai-ichi  
Monitoring points

- ① Fukushima Dai-ichi(1F) north side of main building (approximately 0.5km from Unit 2 in northwest direction)
- ③ West Gate (near MP-5) (at approximately 1.1km from Unit 2 in west direction)

Monitoring points	①																						
monitoring car	0:00	0:10	0:20	0:30	0:40	0:50	1:00	1:10	1:20	1:30	1:40	1:50	2:00	2:10	2:20	2:30	2:40	2:50	3:00	3:10	3:20	3:30	3:40
Reading(μSv/h)	2821.0	2814.0	2808.0	2805.0	2803.0	2791.0	2797.0	2794.0	2793.0	2788.0	2785.0	2781.0	2778.0	2773.0	2771.0	2767.0	2764.0	2761.0	2759.0	2745.0	2745.0	2741.0	2758.0
neutron	N.D	N.D	N.D	N.D	N.D	N.D	N.D	N.D	N.D	N.D	N.D	N.D	N.D	N.D	N.D	N.D	N.D	N.D	N.D	N.D	N.D	N.D	N.D
wind direction	SW	SW	W	SW	WSW	WSW	NW	NW	W	NE	SW	W	SW	WNW	W	W	NW	NW	WNW	WSW	SE	NNE	W
wind speedm/s	4.5	3.7	2.8	3.5	3.0	3.4	4.6	3.2	3.0	2.9	2.1	2.5	1.8	2.1	1.6	1.8	1.5	2.3	2.1	1.0	1.1	1.0	1.1

Monitoring points	①					change d of MP ※14	③						change d of MP ※15	①									
monitoring car	3:50	4:00	4:10	4:20	4:30		4:40	4:50	5:00	5:10	5:20	5:30		5:40	5:50	6:00	6:10	6:20	6:30	6:40	6:50	7:00	7:10
Reading(μSv/h)	3185.0	2939.0	2771.0	2743.0	2739.0		273.2	271.8	271.2	270.9	270.4	269.8		269.5	2683.1	2679.0	2679.0	2677.0	2670.0	2654.0	2664.0	2661.0	2661.0
neutron	N.D	N.D	N.D	N.D	N.D		N.D	N.D	N.D	N.D	N.D	N.D		N.D	N.D	N.D	N.D	N.D	N.D	N.D	N.D	N.D	N.D
wind direction	S	W	NW	S	SW	NNW	N	NNW	WNW	N	NNE	NE	N	NE	NE	ENE	ENE	ENE	N	ENE	ESE		
wind speedm/s	1.0	0.9	0.5	0.8	0.8	3.5	1.6	1.5	1.5	0.7	0.6	0.6	2.2	0.6	0.7	0.9	0.8	0.6	0.9	1.1	0.6		

※14 West Gate (near MP-5) (approximately 1.1km from Unit 2 in west direction) ※Move for measuring at fixed point

※15 North side of main building (approximately 0.5km from Unit 2 in northwest direction) ※ Move dose for measuring the effects of water spraying

19 March, 2011

Fukushima Dai-ichi  
Monitoring points

- ① Fukushima Dai-ichi(1F) north side of main building (approximately 0.5km from Unit 2 in northwest direction)
- ③ West Gate (near MP-5) (approximatory 1.1km from Unit 2 in west direction)

Monitoring points	③																						
monitoring car	3:40	3:50	4:00	4:10	4:20	4:30	4:40	4:50	5:00	5:10	5:20	5:30	5:40	5:50	6:00	6:10	6:20	6:30	6:40	6:50	7:00	7:10	7:20
Reading( $\mu$ Sv/h)	303.6	303.1	301.7	301.3	300.5	299.2	299.2	298.5	297.5	296.4	295.8	295.1	295.4	294.3	293.8	293.6	292.6	292.3	291.5	290.9	290.6	289.8	289.1
neutron	N.D	N.D	N.D	N.D	N.D	N.D	N.D	N.D	N.D	N.D	N.D	N.D	N.D	N.D	N.D	N.D	N.D	N.D	N.D	N.D	N.D	N.D	N.D
wind direction	SSE	WNW	E	W	WNW	SW	W	S	S	S	E	NW	E	SE	W	SE	ENE	ESE	SSE	E	NW	W	W
wind speedm/s	0.9	0.6	0.6	0.5	0.4	0.6	0.6	0.4	0.5	0.5	0.9	0.9	0.9	0.6	0.9	0.7	0.5	0.4	0.3	0.4	0.7	0.3	0.7

Monitoring points	③																						
monitoring car	7:30	7:40	7:50	8:00	8:10	8:20	8:30	8:40	8:50	9:00	9:10	9:20	9:30	9:40	9:50	10:00	10:10	10:20	10:30	10:40	10:50	11:00	11:10
Reading( $\mu$ Sv/h)	288.9	288.6	287.2	399.0	830.8	670.6	431.9	390.5	522.5	364.5	336.5	323.8	425.2	657.3	358.3	346.1	341.2	338.4	334.3	330.2	327.1	322.6	319.8
neutron	N.D	N.D	N.D	N.D	N.D	N.D	N.D	N.D	N.D	N.D	N.D	N.D	N.D	N.D	N.D	N.D	N.D	N.D	N.D	N.D	N.D	N.D	N.D
wind direction	WSW	SW	SE	NNE	WNW	WNW	E	ENE	ENE	NE	E	E	E	E	SE	SE	S	SE	E	SSE	SSE	SW	W
wind speedm/s	0.8	0.6	0.6	0.3	0.5	0.3	0.4	0.6	0.6	0.9	1.6	2.1	2.0	1.5	1.8	1.8	1.9	1.9	1.7	1.5	1.5	1.6	2.2

Monitoring points	③		change d of MP ※13	①																			
monitoring car	11:20	11:30		11:40	11:50	12:00	12:10	12:20	12:30	12:40	12:50	13:00	13:10	13:20	13:30	13:40	13:50	14:00	14:10	14:20	14:30	14:40	14:50
Reading( $\mu$ Sv/h)	315.1	313.1		3954.0	3901.0	3882.0	3828.0	3802.0	3749.0	3704.0	3655.0	3629.0	3594.0	3565.0	3529.0	3491.0	3473.0	3443.0	3417.0	3396.0	3375.0	3348.0	3340.0
neutron	N.D	N.D		N.D	N.D	N.D	N.D	N.D	N.D	N.D	N.D	N.D	N.D	N.D	N.D	N.D	N.D	N.D	N.D	N.D	N.D	N.D	N.D
wind direction	WNW	SW		WNW	W	W	W	WNW	W	WSW	WSW	NW	W	NW	W	W	SSW	W	NE	W	N	SSW	SE
wind speedm/s	2.9	3.4	4.0	4.7	6.8	5.7	5.6	5.7	5.9	6.1	4.2	3.7	5.3	4.3	5.1	4.9	5.8	3.4	4.6	4.9	3.1	2.6	

Monitoring points	①																						
monitoring car	15:00	15:10	15:20	15:30	15:40	15:50	16:00	16:10	16:20	16:30	16:40	16:50	17:00	17:10	17:20	17:30	17:40	17:50	18:00	18:10	18:20	18:30	18:40
Reading( $\mu$ Sv/h)	3279.0	3281.0	3229.0	3194.0	3474.0	3167.0	3165.0	3137.0	3135.0	3126.0	3111.0	3089.0	3078.0	3071.0	3058.0	3051.0	3033.0	3024.0	3020.0	3007.0	3002.0	2998.0	2992.0
neutron	N.D	N.D	N.D	N.D	N.D	N.D	N.D	N.D	N.D	N.D	N.D	N.D	N.D	N.D	N.D	N.D	N.D	N.D	N.D	N.D	N.D	N.D	N.D
wind direction	W	W	W	SW	SW	S	NW	W	W	WSW	WSW	W	W	W	NW	W	W	W	W	W	W	W	W
wind speedm/s	4.9	4.6	3.4	3.8	4.6	3.9	2.4	4.8	5.0	4.5	6.1	5.1	5.7	4.5	4.1	3.3	3.8	3.5	3.6	2.7	2.8	4.1	3.5

※13 North side of main building (approximately 0.5km from Unit 2 in northwest directi) ※ Move dose for measuring the effects of water spraying

18 March, 2011

Fukushima Dai-ichi  
Monitoring points

① Fukushima Dai-ichi(1F) north side of main building (approximately 0.5km from Unit 2 in northwest direction)  
③ West Gate (near MP-5) (approximatory 1.1km from Unit 2 and in west direction)

Monitoring points		①																						
monitoring car		14:45	14:50	14:55	15:00	15:10	15:20	15:30	15:40	15:50	16:00	16:10	16:20	16:30	16:40	16:50	17:00	17:10	17:20	17:30	17:40	17:50	18:00	18:10
Reading(μ Sv/h)		3357.0	3339.0	3346.0	3345.0	3368.0	3582.0	4075.0	3823.0	4396.0	4485.0	4352.0	4535.0	4419.0	4277.0	4735.0	5055.0	5033.0	4952.0	4251.0	4182.0	4090.0	4084.0	4069.0
neutron		N.D	N.D	N.D	N.D	N.D	N.D	N.D	N.D	N.D	N.D	N.D	N.D	N.D	N.D	N.D	N.D	N.D	N.D	N.D	N.D	N.D	N.D	N.D
wind direction		SSE	ESE	S	SE	S	SSE	SSE	SSE	SSE	SSE	ESE	S	SSE	E	SSE	S	SSE	SSE	S	S	SSW	SSW	S
wind speedm/s		1.6	1.5	1.5	1.4	1.7	1.9	2.3	2.1	2.2	2.4	2.0	2.1	1.8	2.1	2.1	2.0	2.1	3.1	2.3	1.8	1.8	1.2	1.2

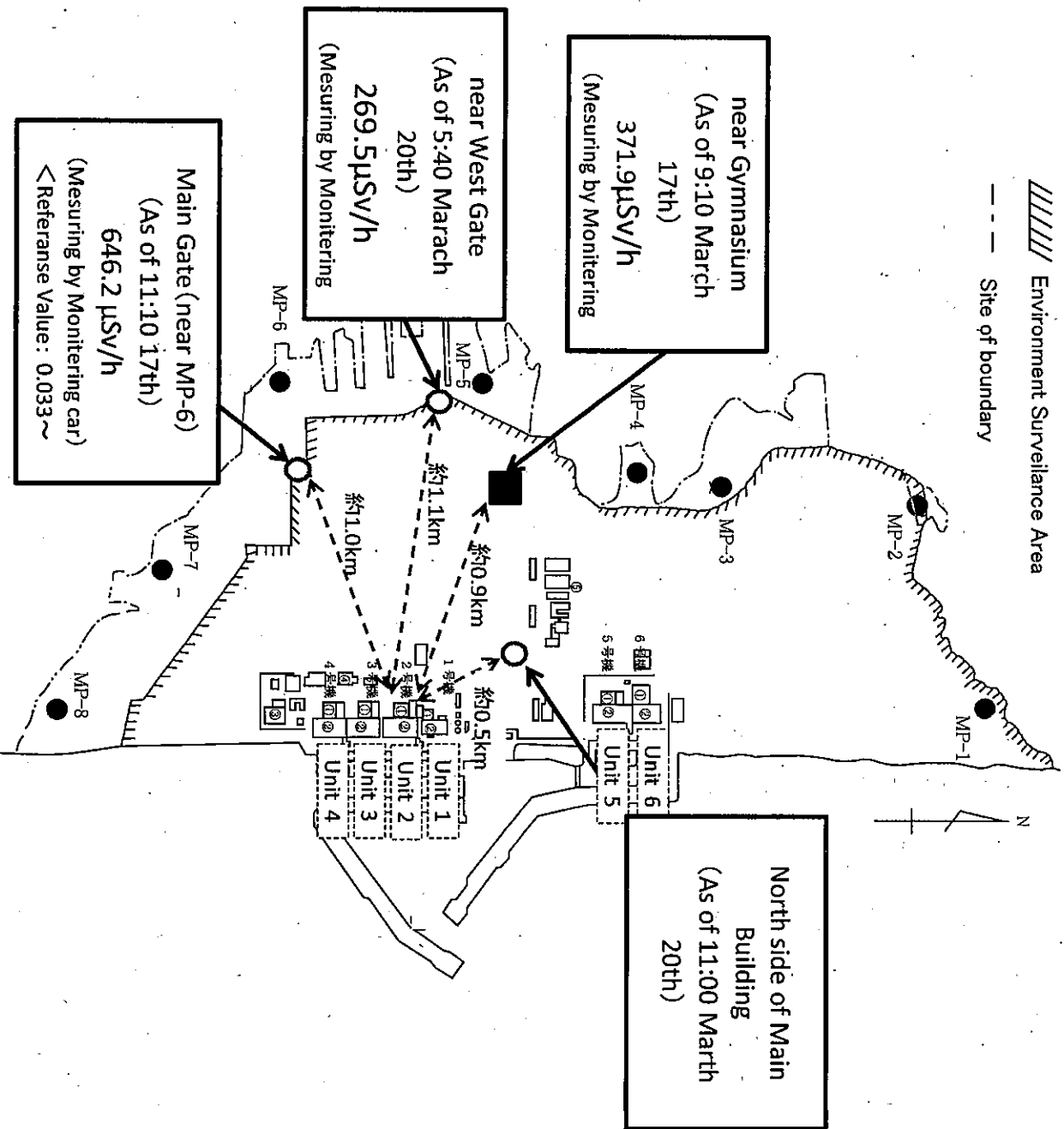
Monitoring points		①										change d of MP ※10	③											
monitoring car		18:20	18:30	18:40	18:50	19:00	19:10	19:20	19:30	19:40	19:50		20:00	20:10	20:20	20:30	20:40	20:50	21:00	21:10	21:20	21:30	21:40	21:50
Reading(μ Sv/h)		4069.0	3922.0	3885.0	3832.0	3788.0	3745.0	3728.0	3699.0	3669.0	3634.0		3611.0	447.6	441.2	434.5	429.2	423.9	419.1	414.2	409.4	405.2	401.6	397.8
neutron		N.D	N.D	N.D	N.D	N.D	N.D	N.D	N.D	N.D	N.D		N.D	N.D	N.D	N.D	N.D	N.D	N.D	N.D	N.D	N.D	N.D	N.D
wind direction		S	SSW	SSW	SSW	W	SW	SW	SSW	S	WSW	WSW	S	W	WNW	SW	WSW	SSW	W	W	W	NNW	W	
wind speedm/s		1.2	1.5	1.5	1.4	1.5	1.3	1.4	1.4	1.3	1.5	1.3	3.0	0.5	0.7	0.8	0.6	0.5	0.6	0.3	0.3	0.4	0.5	

Monitoring points		③									change d of MP ※11	①		
monitoring car		22:00	22:10	22:20	22:30	22:40	22:50	23:00	23:10	23:20		23:30	23:40	23:50
Reading(μ Sv/h)		393.9	389.2	385.9	382.9	379.6	375.9	373.6	371.2	368.9		3254.0	3256.0	3244.0
neutron		N.D	N.D	N.D	N.D	N.D	N.D	N.D	N.D	N.D		N.D	N.D	N.D
wind direction		SW	SW	W	W	SW	W	N	NW	WSW	WSW	SW	WSW	
wind speedm/s		0.5	0.7	0.5	0.5	0.4	0.4	0.3	0.4	0.3	2.8	1.2	1.2	

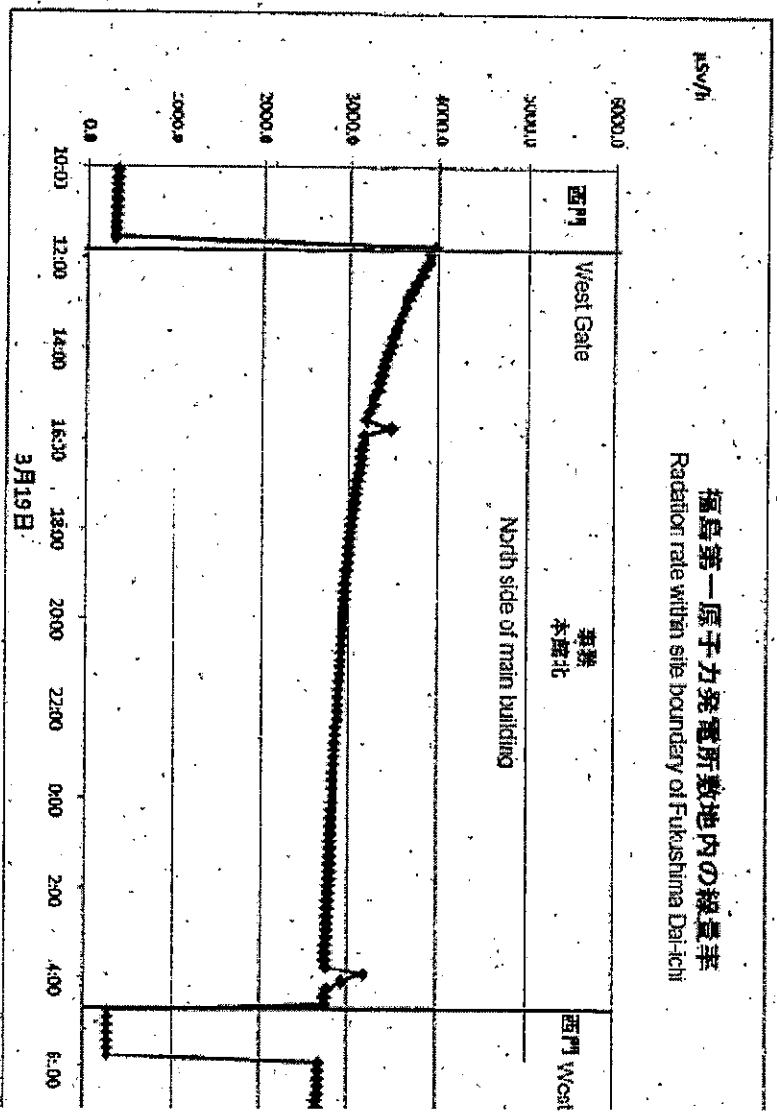
18 March, 2011

Monitoring points		①											change d of MP ※12	③										
monitoring car		0:00	0:10	0:20	0:30	0:40	0:50	1:00	1:10	1:20	1:30	1:40		1:50	2:00	2:10	2:20	2:30	2:40	2:50	3:00	3:10	3:20	3:30
Reading(μ Sv/h)		3229.0	3224.0	3219.0	3231.0	3342.0	3284.0	3248.0	3279.0	3247.0	3195.0	3188.0		3181.0	313.7	312.2	311.1	310.0	309.1	308.6	306.9	306.0	305.1	304.3
neutron		N.D	N.D	N.D	N.D	N.D	N.D	N.D	N.D	N.D	N.D	N.D		N.D	N.D	N.D	N.D	N.D	N.D	N.D	N.D	N.D	N.D	N.D
wind direction		WSW	WSW	SW	SW	WSW	W	WSW	WSW	WSW	WSW	SW	WSW	N	N	S	WSW	WSW	NNE	WNW	SW	SSE	E	
wind speedm/s		1.4	1.4	1.2	1.1	0.9	1.4	1.3	1.3	1.3	1.4	1.6	1.3	3.0	0.3	0.3	0.6	0.3	0.4	0.6	0.7	0.7	0.7	

- ※10 West Gate (near MP-5) (approximatory 1.1km from Unit 2 in west direction) ※Move for measuring at fixed point
- ※11 North side of main building (approximately 0.5km from Unit 2 in northwest direction)
- ※12 West Gate (near MP-5) (approximatory 1.1km from Unit 2 in west direction) ※Move for measuring at fixed point




福島第一原子力発電所敷地内の線量率  
 Radiation rate within site boundary of Fukushima Dai-ichi



19 March

1 Gate



8:00

10:00

3月20日

20 March

## Fukushima Dai-ri (TEPCO's Monitoring Post)

-20 March, 2011																						
Monitoring Post	3:40	3:50	4:00	4:10	4:20	4:30	4:40	4:50	5:00	5:10	5:20	5:30	5:40	5:50	6:00	6:10	6:20	6:30	6:40	6:50	7:00	7:10
MP1 ( $\mu$ Sv/h)	16.073	15.957	15.970	16.007	16.010	15.953	15.973	15.940	15.937	15.910	15.900	15.910	18.700	20.417	17.670	20.740	17.830	17.177	16.870	19.260	21.310	20.917
MP2 ( $\mu$ Sv/h)	9.687	9.720	9.697	9.667	9.663	9.693	9.660	9.673	9.647	9.653	9.643	9.647	10.020	16.447	10.903	14.283	11.443	10.787	10.640	12.560	14.973	15.303
MP3 ( $\mu$ Sv/h)	16.153	16.100	16.117	16.130	16.050	16.073	16.083	16.087	16.033	16.017	16.043	16.037	16.040	24.170	17.930	19.593	18.590	17.777	17.330	20.087	21.017	23.634
MP4 ( $\mu$ Sv/h)	11.093	11.130	11.130	11.083	11.110	11.107	11.080	11.087	11.057	11.060	11.060	11.043	11.133	19.093	12.487	15.200	12.433	13.427	12.733	16.243	16.413	21.604
MP5 ( $\mu$ Sv/h)	10.973	10.973	10.973	10.973	10.973	10.973	10.973	10.973	10.973	10.973	10.973	10.973	11.387	20.974	12.533	12.533	15.500	14.153	13.013	15.927	17.160	25.774
MP6 ( $\mu$ Sv/h)	12.447	12.453	12.387	12.360	12.333	12.370	12.400	12.360	12.353	12.313	12.333	12.343	16.200	18.430	13.497	14.823	15.540	14.193	13.573	14.993	15.853	21.450
MP7 ( $\mu$ Sv/h)	N.D	N.D	N.D	N.D	N.D	N.D	N.D	N.D	N.D	N.D	N.D	N.D	N.D	N.D	N.D	N.D	N.D	N.D	N.D	N.D	N.D	N.D
Wind direction	WNW	WNW	WNW	WNW	WNW	WNW	NW	NW	NW	NW	NNW	NNW	N	NE	NE	NE	NE	NE	NNE	NNE	NE	NNE
Wind speed(m/s)	8.8	9.0	6.9	6.1	4.0	3.8	3.8	4.4	5.5	5.2	4.7	3.9	1.2	3.3	6.0	6.3	6.0	4.7	4.4	5.0	4.1	4.1

20 March, 2011																						
Monitoring Post	7:20	7:30	7:40	7:50	8:00	8:10	8:20	8:30	8:40	8:50	9:00	9:10	9:20	9:30	9:40	9:50	10:00	10:10	10:20	10:30	10:40	10:50
MP1 ( $\mu$ Sv/h)	20.984	19.613	19.030	19.127	18.153	17.680	17.250	17.170	17.063	16.980	16.900	16.830	16.760	16.647	16.553	16.603	16.467	16.430	16.413	16.333	16.263	16.257
MP2 ( $\mu$ Sv/h)	14.313	13.543	12.443	12.077	11.403	10.913	10.303	10.227	10.173	10.153	10.077	10.053	10.013	9.973	9.893	9.887	9.863	9.830	9.770	9.780	9.757	9.730
MP3 ( $\mu$ Sv/h)	20.984	20.460	19.863	19.963	19.510	18.550	17.657	17.553	17.470	17.360	17.267	17.117	17.030	17.010	16.913	16.800	16.770	16.753	16.683	16.560	16.517	16.523
MP4 ( $\mu$ Sv/h)	16.437	15.540	15.287	16.093	14.427	13.650	12.923	12.693	12.573	12.470	12.390	12.297	12.217	12.110	12.023	11.983	11.907	11.870	11.800	11.773	11.697	11.720
MP5 ( $\mu$ Sv/h)	17.227	15.687	16.147	16.393	14.200	13.193	12.240	12.053	11.953	11.920	11.807	11.760	11.707	11.587	11.567	11.480	11.467	11.420	11.367	11.320	11.267	11.267
MP6 ( $\mu$ Sv/h)	15.593	15.467	17.017	15.437	14.340	13.860	13.240	13.187	13.117	13.050	13.003	12.937	12.897	12.820	12.810	12.767	12.713	12.670	12.640	12.587	12.527	12.537
MP7 ( $\mu$ Sv/h)	N.D	N.D	N.D	N.D	N.D	N.D	N.D	N.D	N.D	N.D	N.D	N.D	N.D	N.D	N.D	N.D	N.D	N.D	N.D	N.D	N.D	N.D
Wind direction	NNE	NNE	N	S	E	ENE	ENE	NE	ENE	ENE	E	SE	SE	ESE	SE	SE	ESE	ENE	E	NE	NE	NE
Wind speed(m/s)	3.7	3.3	1.8	0.8	0.9	1.6	2.5	3.3	4.3	3.0	3.2	1.5	1.8	2.7	2.6	2.2	1.9	1.3	1.1	3.3	2.7	2.5

20 March, 2011	
Monitoring Post	11:00
MP1 ( $\mu$ Sv/h)	16.230
MP2 ( $\mu$ Sv/h)	9.683
MP3 ( $\mu$ Sv/h)	16.510
MP4 ( $\mu$ Sv/h)	11.630
MP5 ( $\mu$ Sv/h)	11.220
MP6 ( $\mu$ Sv/h)	12.460
MP7 ( $\mu$ Sv/h)	N.D
Wind direction	NE
Wind speed(m/s)	2.2

## Fukushima Dai-ri (TEPCO's Monitoring Post)

19 March, 2011																						
Monitoring Post	18:20	18:30	18:40	18:50	19:00	19:10	19:20	19:30	19:40	19:50	20:00	20:10	20:20	20:30	20:40	20:50	21:00	21:10	21:20	21:30	21:40	21:50
MP1 ( $\mu$ Sv/h)	16.723	16.720	16.743	16.803	16.773	16.747	16.740	16.730	16.707	16.710	16.657	16.710	16.623	16.613	16.610	16.590	16.583	16.550	16.547	16.583	16.510	16.557
MP2 ( $\mu$ Sv/h)	10.193	10.157	10.167	10.163	10.167	10.153	10.143	10.133	10.107	10.090	10.083	10.103	10.083	10.097	10.077	10.077	10.080	10.037	10.000	10.730	9.990	10.027
MP3 ( $\mu$ Sv/h)	16.963	16.890	16.860	16.890	16.980	16.853	16.887	16.797	16.797	16.807	16.820	16.800	16.817	16.763	16.760	16.727	16.737	16.703	16.707	16.710	16.713	16.650
MP4 ( $\mu$ Sv/h)	11.643	11.650	11.637	11.593	11.617	11.620	11.607	11.590	11.547	11.557	11.550	11.560	11.503	11.523	11.513	11.497	11.480	11.497	11.477	11.440	11.493	11.507

MP5 ( $\mu$ Sv/h)	11.527	11.567	11.560	11.507	11.553	11.513	11.507	11.467	11.467	11.467	11.467	11.467	11.373	11.467	11.387	11.467	11.467	11.367	11.380	11.367	11.367	11.367
MP6 ( $\mu$ Sv/h)	12.960	12.967	12.937	12.930	12.887	12.917	12.863	12.933	12.883	12.920	12.887	12.867	12.867	12.810	12.837	12.827	12.787	12.807	12.800	12.770	12.793	12.787
MP7 ( $\mu$ Sv/h)	N.D	N.D	N.D	N.D	N.D	N.D	N.D	N.D	N.D	N.D	N.D	N.D	N.D	N.D	N.D	N.D	N.D	N.D	N.D	N.D	N.D	N.D
Wind direction	W	WNW	NW	WNW	W	WNW	WNW	WNW	WNW	WNW	WNW	WNW	NNW	NNW	N	S	S	SSW	WSW	WSW	WSW	W
Wind speed(m/s)	2.6	3.5	1.8	2.5	3.7	2.7	5.3	6.5	5.5	4.7	2.6	1.4	1.6	1.8	0.9	3.2	1.9	1.8	3.4	5.1	8.8	10.8

19 March, 2011																						
Monitoring Post	22:00	22:10	22:20	22:30	22:40	22:50	23:00	23:10	23:20	23:30	23:40	23:50										
MP1 ( $\mu$ Sv/h)	16.517	16.483	16.470	16.470	16.420	16.453	16.423	16.420	16.433	16.443	16.367	16.400										
MP2 ( $\mu$ Sv/h)	10.017	10.003	9.997	9.973	9.967	9.990	9.950	9.933	9.970	9.923	9.910	9.953										
MP3 ( $\mu$ Sv/h)	16.657	16.657	16.603	16.663	16.620	16.627	16.560	16.533	16.493	16.537	16.480	16.553										
MP4 ( $\mu$ Sv/h)	11.457	11.457	11.447	11.443	11.470	11.440	11.387	11.423	11.420	11.387	11.410	11.400										
MP5 ( $\mu$ Sv/h)	11.367	11.373	11.367	11.313	11.360	11.313	11.273	11.280	11.267	11.267	11.287	11.267										
MP6 ( $\mu$ Sv/h)	12.747	12.730	12.743	12.730	12.703	12.717	12.710	12.703	12.663	12.673	12.650	12.643										
MP7 ( $\mu$ Sv/h)	N.D	N.D	N.D	N.D	N.D	N.D	N.D	N.D	N.D	N.D	N.D	N.D										
Wind direction	WNW	W	WSW	W	WSW	WSW	W	W	W	W	WSW	W										
Wind speed(m/s)	11.9	10.8	5.7	4.8	6.8	7.1	8.4	9.0	8.3	6.8	6.0	7.1										

20 March, 2011																						
Monitoring Post	0:00	0:10	0:20	0:30	0:40	0:50	1:00	1:10	1:20	1:30	1:40	1:50	2:00	2:10	2:20	2:30	2:40	2:50	3:00	3:10	3:20	3:30
MP1 ( $\mu$ Sv/h)	16.353	16.340	16.333	16.300	16.927	16.267	16.327	16.243	16.243	16.257	16.200	16.227	16.160	16.153	16.133	16.090	16.117	16.147	16.123	16.087	16.027	16.020
MP2 ( $\mu$ Sv/h)	9.903	9.920	9.863	9.917	9.887	9.863	9.880	9.867	9.840	9.890	9.813	9.820	9.783	9.770	9.757	9.787	9.750	9.733	9.743	9.710	9.727	9.710
MP3 ( $\mu$ Sv/h)	16.503	16.483	16.460	16.407	16.410	16.427	16.363	16.327	16.377	16.343	16.333	16.297	16.263	16.253	16.293	16.233	16.207	16.093	16.173	16.130	16.147	16.080
MP4 ( $\mu$ Sv/h)	11.367	11.323	11.323	11.303	11.320	11.303	11.300	11.303	11.290	11.233	11.310	11.277	11.267	11.247	11.190	11.187	11.197	11.210	11.150	11.177	11.170	11.157
MP5 ( $\mu$ Sv/h)	11.267	11.267	11.260	11.213	11.207	11.300	11.167	11.167	11.173	11.167	11.140	11.133	11.067	11.120	11.073	11.113	11.073	11.073	11.073	11.067	11.073	11.073
MP6 ( $\mu$ Sv/h)	12.590	12.613	12.647	12.603	12.600	11.167	12.597	12.563	12.557	12.587	12.533	12.503	12.513	12.527	12.523	12.527	12.490	12.470	12.460	12.487	12.443	12.423
MP7 ( $\mu$ Sv/h)	N.D	N.D	N.D	N.D	N.D	N.D	N.D	N.D	N.D	N.D	N.D	N.D	N.D	N.D	N.D	N.D	N.D	N.D	N.D	N.D	N.D	N.D
Wind direction	W	W	WSW	W	W	W	WSW	WNW	W	WNW	NW	NW	NW	WNW	WNW	WNW	WNW	WNW	WNW	WNW	WNW	WNW
Wind speed(m/s)	6.3	6.8	7.7	10.2	9.6	6.4	7.9	9.1	8.9	9.0	10.8	9.4	9.4	10.3	9.0	11.2	8.8	10.5	9.7	8.8	9.8	8.6

## Fukushima Dai-ri (TEPCO's Monitoring Post)

19 March, 2011																						
Monitoring Post	7:20	7:30	7:40	7:50	8:00	8:10	8:20	8:30	8:40	8:50	9:00	9:10	9:20	9:30	9:40	9:50	10:00	10:10	10:20	10:30	10:40	10:50
MP1 ( $\mu$ Sv/h)	17.4	17.4	17.3	17.3	17.3	17.3	17.3	17.3	17.2	17.2	17.2	17.1	17.0	17.1	17.1	17.1	17.0	16.9	17.0	16.9	16.9	16.9
MP2 ( $\mu$ Sv/h)	10.6	10.5	10.5	10.5	10.5	10.5	10.5	10.4	10.4	10.4	10.3	10.3	10.3	10.2	10.3	10.2	10.2	10.2	10.2	10.2	10.1	16.1
MP3 ( $\mu$ Sv/h)	17.7	17.7	17.7	17.7	17.7	17.6	17.7	17.6	17.7	17.6	17.6	17.5	17.4	17.4	17.5	17.4	17.4	17.4	17.4	17.3	17.3	17.3
MP4 ( $\mu$ Sv/h)	12.4	12.4	12.3	12.3	12.3	12.3	12.3	12.3	12.2	12.2	12.2	12.2	12.2	12.2	12.1	12.1	12.1	12.1	12.1	12.0	12.0	12.0
MP5 ( $\mu$ Sv/h)	11.0	11.0	10.9	10.9	10.9	10.9	10.9	10.9	10.9	10.9	10.8	10.8	10.8	10.8	10.8	10.8	10.8	10.8	10.8	10.8	10.8	10.8
MP6 ( $\mu$ Sv/h)	N.D	N.D	N.D	N.D	N.D	N.D	N.D	N.D	N.D	N.D	N.D	N.D	N.D	N.D	N.D	N.D	N.D	N.D	N.D	N.D	N.D	N.D
MP7 ( $\mu$ Sv/h)	N.D	N.D	N.D	N.D	N.D	N.D	N.D	N.D	N.D	N.D	N.D	N.D	N.D	N.D	N.D	N.D	N.D	N.D	N.D	N.D	N.D	N.D
Wind direction	SSW	S	SSW	SSW	S	SW	W	SW	S	S	SSW	S	S	S	S	S	S	S	S	SSE	SE	SE
Wind speed(m/s)	4.2	4.0	3.9	4.4	5.5	5.8	1.7	2.9	2.5	1.7	3.5	4.1	4.3	6.3	6.4	7.7	6.8	7.1	7.8	8.1	4.6	5.0

19 March, 2011																						
Monitoring Post	11:00	11:10	11:20	11:30	11:40	11:50	12:00	12:10	12:20	12:30	12:40	12:50	13:00	13:10	13:20	13:30	13:40	13:50	14:00	14:10	14:20	14:30





Wind direction	SW	SW	SW	S	S	S	S	S	SSW	S	SSW	SSW	S	S	S	S	S	S	S	S	S	S
Wind speed(m/s)	0.3	1.6	1.4	0.6	0.6	1.2	1.5	3.5	3.6	3.6	5.4	5.1	5.8	6.5	6.6	5.8	5.6	4.9	4.4	3.6	4.1	5.8

19 March, 2011																						
Monitoring Post	3:40	3:50	4:00	4:10	4:20	4:30	4:40	4:50	5:00	5:10	5:20	5:30	5:40	5:50	6:00	6:10	6:20	6:30	6:40	6:50	7:00	7:10
MP1 (μSv/h)	17.8	17.7	17.7	17.7	17.6	17.0	17.7	17.6	17.6	17.6	17.6	17.6	17.6	17.6	17.5	17.5	17.5	17.5	17.5	17.5	17.4	17.4
MP2 (μSv/h)	10.7	10.7	10.7	10.7	10.7	10.7	10.7	10.7	10.7	10.7	10.7	10.7	10.7	10.7	10.7	10.6	10.7	10.6	10.6	10.7	10.6	10.6
MP3 (μSv/h)	18.2	18.2	18.2	18.1	18.0	18.0	18.0	17.9	18.0	17.9	17.9	17.9	17.8	17.9	17.9	17.8	17.8	17.8	17.8	17.7	17.7	17.8
MP4 (μSv/h)	12.7	12.6	12.6	12.6	12.6	12.6	12.6	12.6	12.5	12.6	12.6	12.5	12.5	12.5	12.5	12.5	12.4	12.4	12.4	12.4	12.4	12.4
MP5 (μSv/h)	11.4	11.5	11.4	11.4	11.5	11.4	11.4	11.4	11.4	11.3	11.3	11.3	11.2	11.2	11.2	11.1	11.1	11.1	11.2	11.1	11.0	11.0
MP6 (μSv/h)	N.D	N.D	N.D	N.D	N.D	N.D	N.D	N.D	N.D	N.D	N.D	N.D	N.D	N.D	N.D	N.D	N.D	N.D	N.D	N.D	N.D	N.D
MP7 (μSv/h)	N.D	N.D	N.D	N.D	N.D	N.D	N.D	N.D	N.D	N.D	N.D	N.D	N.D	N.D	N.D	N.D	N.D	N.D	N.D	N.D	N.D	N.D
Wind direction	SSW	S	S	S	SSW	S	S	S	S	SSW	SSW	SW	SW	SSW	S	SSW	S	S	S	S	SSW	SSW
Wind speed(m/s)	4.9	3.3	3.8	4.0	5.9	5.6	3.6	5.1	5.2	5.9	5.0	7.2	8.3	6.6	6.1	6.1	6.2	7.7	6.4	6.5	6.0	5.7

MP1 : 16.230  $\mu\text{Sv/h}$   
(Reference Value : 0.035~)

MP2 : 9.683  $\mu\text{Sv/h}$   
(Reference Value : 0.042~)

MP3 : 16.510  $\mu\text{Sv/h}$   
(Reference Value : 0.036~)

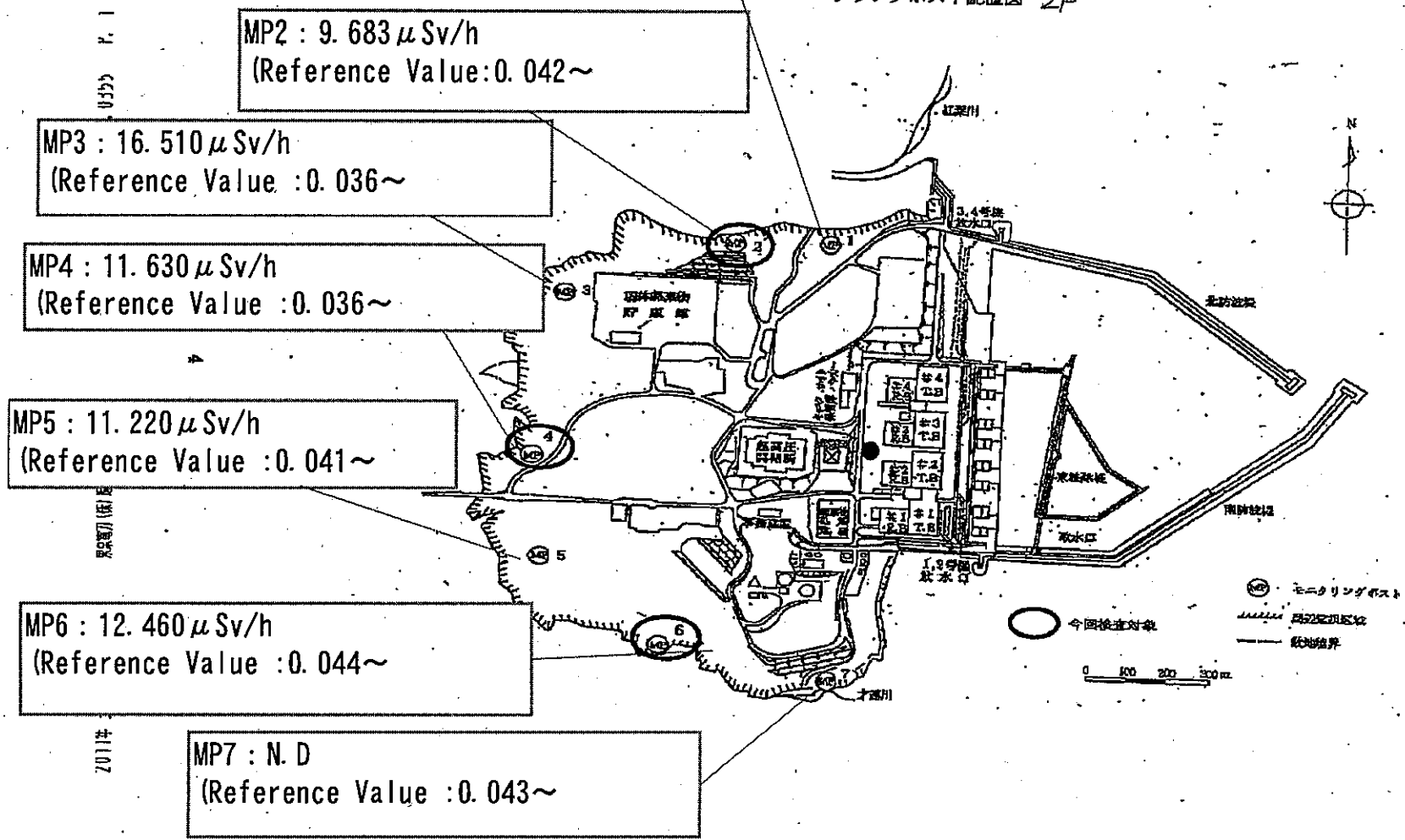
MP4 : 11.630  $\mu\text{Sv/h}$   
(Reference Value : 0.036~)

MP5 : 11.220  $\mu\text{Sv/h}$   
(Reference Value : 0.041~)

MP6 : 12.460  $\mu\text{Sv/h}$   
(Reference Value : 0.044~)

MP7 : N. D  
(Reference Value : 0.043~)

モニタリングポスト配置図 2F



Results of the radiation monitoring at each NPSs

unit :  $\mu$  Sv/h

Range of normal averagevalue	Company	NPS	19 March, 2011											
			12:00	13:00	14:00	15:00	16:00	17:00	18:00	19:00	20:00	21:00	22:00	23:00
0.023~0.027	Hokkaido Electric Power Co.	Tomari NPS	0.022	0.022	0.023	0.023	0.023	0.023	0.023	0.024	0.023	0.023	0.023	0.023
0.024~0.060	Tohoku Electric Power Co.	Onagawa NPS	2.50	2.60	2.40	2.30	2.30	2.20	2.20	2.20	2.20	2.20	2.10	2.10
0.012~0.060		Higashidori NPS	0.017	0.019	0.023	0.019	0.018	0.018	0.017	0.018	0.017	0.018	0.019	0.018
0.033~0.050	Tokyo Electric Power Co.	Fukushima Dai-ichi	3882	3629	3443	3279	3165	3078	3020	2972	2937	2906	2880	2841
0.036~0.052		Fukushima Dai-ichi	17.1	17	17	16.9	16.9	16.8	17.007	16.98	16.82	16.737	16.657	16.56
0.011~0.159		kashiwazaki kariwa NPS	0.065	0.063	0.064	0.066	0.064	0.065	0.064	0.064	0.064	0.065	0.064	0.065
0.036~0.053	Japan Atomic Power Co.	Tokai Dai-ni NPS	0.605	0.619	0.599	0.592	0.587	0.581	0.574	0.574	0.573	0.573	0.570	0.566
0.039~0.110		Tsuruga NPS	0.074	0.073	0.074	0.074	0.073	0.073	0.072	0.073	0.074	0.073	0.072	0.073
0.064~0.108	Chubu Electric Power Co.	Hamaoka NPS	0.068	0.068	0.068	0.068	0.068	0.068	0.068	0.069	0.068	0.068	0.068	0.068
0.0207~0.132		Shika NPS	0.032	0.033	0.032	0.032	0.033	0.032	0.033	0.032	0.032	0.032	0.032	0.032
0.028~0.130	Chugoku Electric Power Co.	Shimane NPS	0.030	0.030	0.030	0.030	0.030	0.030	0.029	0.030	0.030	0.030	0.029	0.031
0.070~0.077		Mihama NPS	0.073	0.074	0.072	0.072	0.073	0.073	0.073	0.072	0.073	0.074	0.072	0.072
0.045~0.047	Tokyo Electric Power Co.	Takahama NPS	0.042	0.042	0.042	0.042	0.043	0.043	0.042	0.042	0.043	0.043	0.042	0.043
0.036~0.040		Ooi NPS	0.035	0.035	0.035	0.035	0.034	0.035	0.035	0.034	0.035	0.034	0.035	0.035
0.011~0.080	Shikoku Electric Power Co.	Ikata NPS	0.013	0.014	0.013	0.013	0.014	0.014	0.014	0.014	0.013	0.013	0.013	0.013
0.023~0.087		Genkai NPS	0.027	0.026	0.027	0.026	0.027	0.026	0.027	0.026	0.027	0.026	0.027	0.027
0.034~0.120	Kyushu Electric Power Co.	Sendai NPS	0.035	0.042	0.037	0.035	0.036	0.038	0.037	0.035	0.036	0.039	0.037	0.036
0.009~0.069		Japan Nuclear Fuel Reprocessing	0.014	0.015	0.017	0.015	0.014	0.014	0.014	0.015	0.015	0.016	0.015	0.015
0.009~0.071	Japan Nuclear Fuel Limited	Japan Nuclear Fuel Plant Disposal	0.016	0.016	0.017	0.017	0.016	0.017	0.017	0.017	0.017	0.018	0.018	0.018

※There are small deviation on the monitoring time and area because of recovery operation at that time

Range of normal averagevalue	Company	NPS	20 March, 2011											
			0:00	1:00	2:00	3:00	4:00	5:00	6:00	7:00	8:00	9:00	10:00	11:00
0.023~0.027	Hokkaido Electric Power Co.	Tomari NPS	0.023	0.023	0.024	0.024	0.024	0.024	0.024	0.025	0.025	0.025	0.025	
0.024~0.060	Tohoku Electric Power Co.	Onagawa NPS	2.10	2.10	2.10	2.10	2.00	2.00	2.00	2.00	2.00	2.00		
0.012~0.060		Higashidori NPS	0.018	0.018	0.018	0.017	0.017	0.017	0.018	0.017	0.017	0.018		
0.033~0.050	Tokyo Electric Power Co.	Fukushima Dai-ichi	2821	2797	2778	2758	2939	271.2	2679	2661	2630	2614		
0.036~0.052		Fukushima Dai-ichi	16.603	16.363	16.263	16.173	16.117	16.033	17.93	21.017	19.51	17.267		
0.011~0.159		kashiwazaki kariwa NPS	0.064	0.064	0.065	0.065	0.065	0.064	0.065	0.065	0.064	0.066		
0.036~0.053	Japan Atomic Power Co.	Tokai Dai-ni NPS	0.567	0.562	0.561	0.558	0.561	0.557	0.554	0.550	0.548	0.543		
0.039~0.110		Tsuruga NPS	0.073	0.074	0.073	0.074	0.074	0.073	0.073	0.074	0.074	0.074		
0.064~0.108	Chubu Electric Power Co.	Hamaoka NPS	0.069	0.069	0.068	0.068	0.069	0.069	0.069	0.069	0.069	0.069		
0.0207~0.132		Shika NPS	0.033	0.033	0.032	0.033	0.032	0.032	0.032	0.033	0.033	0.033		
0.028~0.130	Chugoku Electric Power Co.	Shimane NPS	0.030	0.030	0.030	0.030	0.030	0.028	0.030	0.030	0.030	0.030		
0.070~0.077		Mihama NPS	0.073	0.072	0.073	0.073	0.072	0.073	0.074	0.074	0.074	0.072		
0.045~0.047	Tokyo Electric Power Co.	Takahama NPS	0.042	0.042	0.043	0.043	0.043	0.043	0.043	0.043	0.043	0.043		
0.036~0.040		Ooi NPS	0.036	0.035	0.036	0.036	0.036	0.036	0.036	0.036	0.036	0.036		
0.011~0.080	Shikoku Electric Power Co.	Ikata NPS	0.014	0.013	0.014	0.014	0.013	0.013	0.013	0.013	0.013	0.014		
0.023~0.087		Genkai NPS	0.025	0.026	0.026	0.026	0.026	0.026	0.029	0.029	0.027	0.027		
0.034~0.120	Kyushu Electric Power Co.	Sendai NPS	0.038	0.038	0.038	0.036	0.037	0.037	0.038	0.037	0.041	0.038		
0.009~0.069		Japan Nuclear Fuel Reprocessing	0.015	0.015	0.015	0.014	0.015	0.015	0.015	0.015	0.015	0.015		
0.009~0.071	Japan Nuclear Fuel Limited	Japan Nuclear Fuel Plant Disposal	0.018	0.018	0.018	0.018	0.017	0.018	0.018	0.017	0.018	0.017		

※There are small deviation on the monitoring time and area because of recovery operation at that time